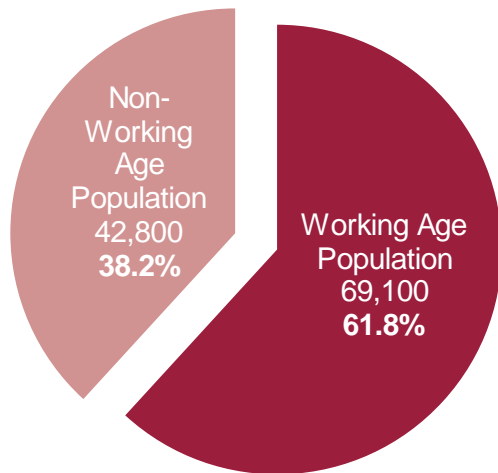




# West Lancashire Skills Fact Sheet April 2016

## WORKING AGE POPULATION

West Lancashire has a total population of 111,900 with a total working age population of 69,100 (61.8% of West Lancashire's total population).



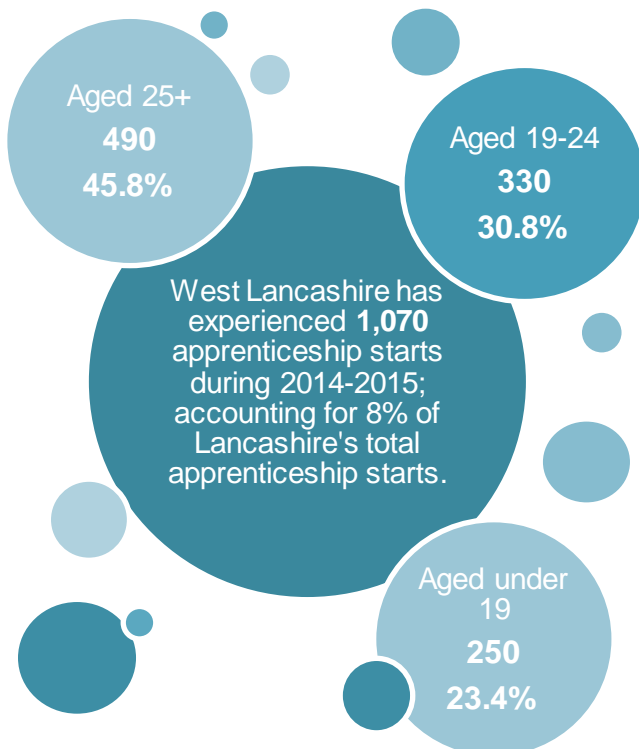
Source: Skills Funding Agency, 2014  
% is a proportion of West Lancashire's population

## EMPLOYEE JOBS BY SECTOR

Sector	%
Public Sector	26%
Manufacturing	15%
Retail	9%
Accommodation & Food Services	8%
Transport & Storage	7%
Professional, Scientific and Technical	6%
Business Administration & Support Services	6%
Wholesale	5%
Construction	5%
Arts, Entertainment, Recreation & Other Services	3%
Financial & Insurance	3%
Motor Trades	3%
Mining, Quarrying & Utilities	2%
Information & Communication	1%
Property	1%
Agriculture, Forestry & Fishing*	0.2%

Source: West Lancashire Economy Study 2014  
% is a proportion of West Lancashire's working age population  
\*Excludes farm agriculture sectors

## APPRENTICESHIPS



Source: Skills Funding Agency, 2014-2015  
% is a proportion of total apprenticeship starts in West Lancashire

## NEET (NOT IN EMPLOYMENT, EDUCATION OR TRAINING) FIGURES

3.4% of West Lancashire's young people, aged between 16 and 18 years are NEET. This is LOWER than the Lancashire and North West average of 5.0% and 5.2% respectively.

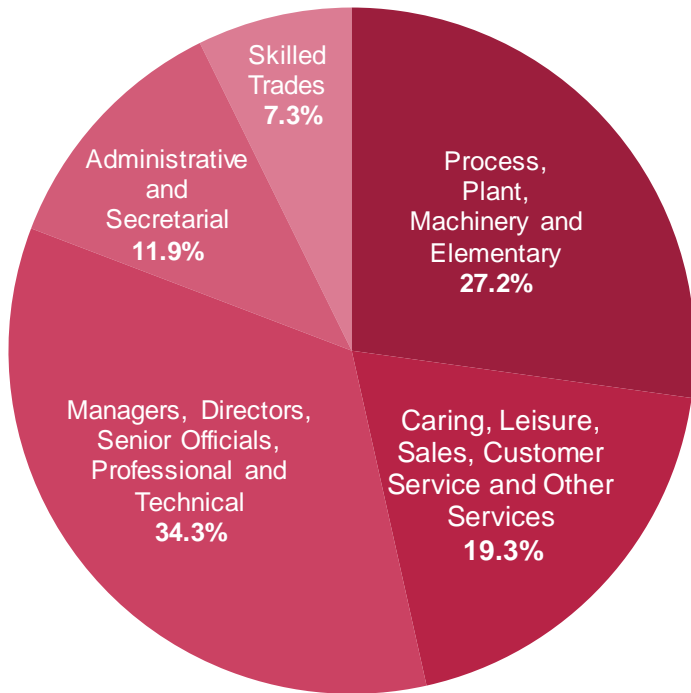
74% of West Lancashire's NEETs reside in Skelmersdale.

Source: Lancashire County Council, End of 2014  
% is a proportion of resident population of area aged 16 to 18 years



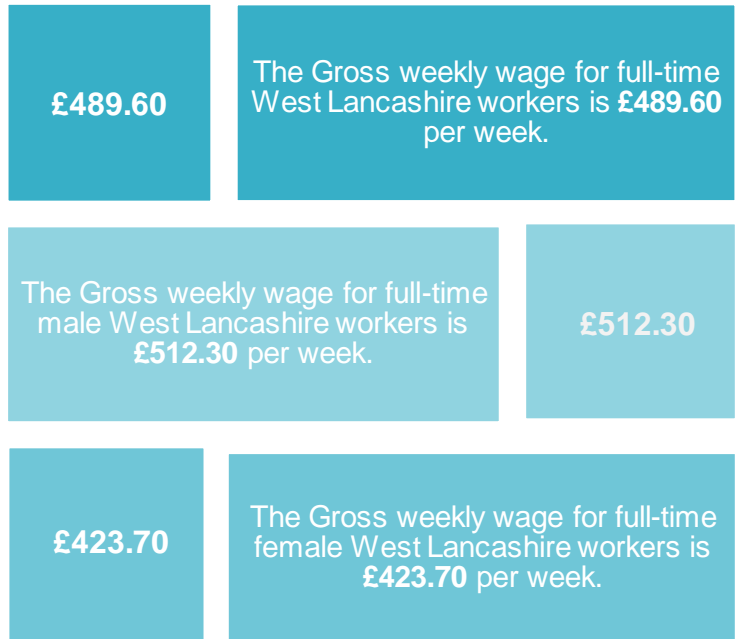
# West Lancashire Skills Fact Sheet April 2016

## EMPLOYMENT BY OCCUPATION



Source: ONS, 2015  
% is a proportion of total employee jobs in West Lancashire

## EARNINGS BY WORKPLACE



The Gross weekly wage for full-time Lancashire and England workers is **£479.10** and **£532.40** per week, respectively.  
Source: ONS, 2015

## SKELMERSDALE

Skelmersdale supports **43%** of all jobs in West Lancashire, accounting for 19,100 jobs. Nearly a quarter - **23%** (4,300) of employee jobs in Skelmersdale are based in the **Manufacturing** sector and **10%** (1,800) are in the **Transport & Storage** sector.

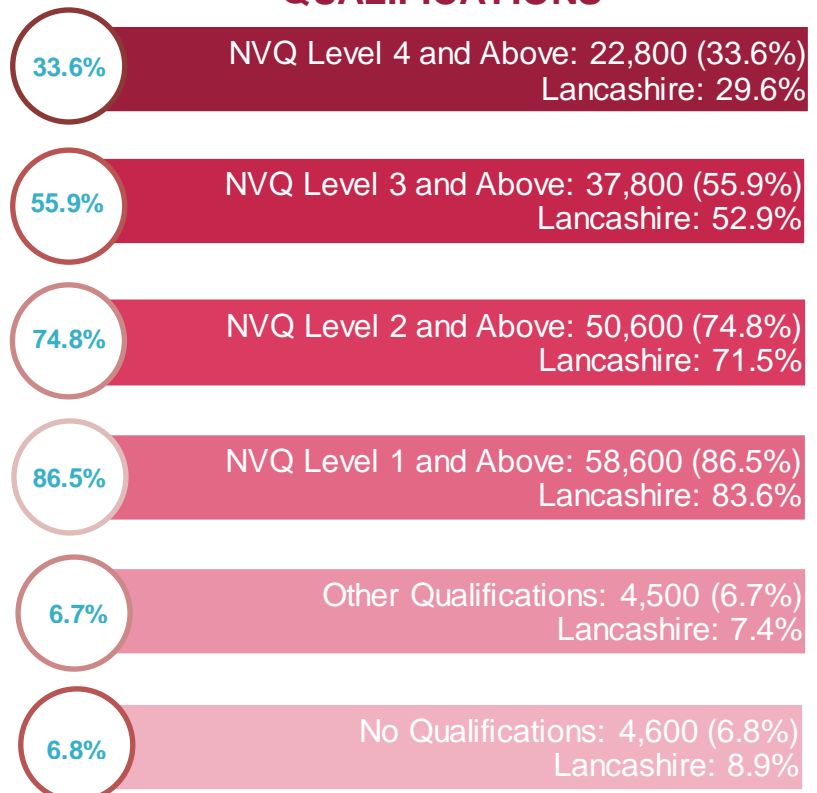
Source: West Lancashire Economy Study 2014  
% is a proportion of employee jobs in West Lancashire

## EDUCATIONAL ATTAINMENT

**57.5%** of pupils in West Lancashire achieved 5+ A\*-C GCSEs or equivalent including English and Mathematics as of 2013-2014. This is higher than the Lancashire and England average of **56.8%** and **56.6%** respectively.

Source: ONS, 2013-2014  
% is a proportion of resident population at the end of Key Stage 4

## QUALIFICATIONS



Source: ONS, 2014  
% is a proportion of working age population by area